

MORE FOCUS ON DETAILS



Riverhobby Tech(Shenzhen)Co.,Ltd.



Riverhobby Tech(Shenzhen) Co., Ltd.

Tel:0755-84152087/84509539 Fax:0755-84509480

skype: yousheng7026 wechat: VRX_lysh
Email: info@riverhobby.com facebook: VRX Racing

qq: 2851133768/2851133760/2851133750
Add: 4/F, Bldg. A6, Yinlong Ind. Zone, No.292, Shenshan Rd, Longdong Village,
Longgang District, Shenzhen City, Guangdong Province, China 518116

www.riverhobby.com www.vrx-racing.com



2018

Brushless/Brushed Electric and Nitro

Introduction of our company

Riverhobby Tech(Shenzhen) Co.,Ltd is a famous RC model factory which design and produce the most popular RC model cars including 1/5, 1/8, 1/10,1/18 scale.


The company has two world-renowned brands:RIVER HOBBY and VRX RACING. Our products are popular in China, Europe, Austria and USA. Innovative design, international standards of quality, healthy and reasonable pricing mechanism, the integrity of after-sales services, praised by customers around the world.

We adhere to the pragmatic innovation, the essence of business excellence, to build the leading competitive RC model car factory in China. RIVER HOBBY will be your best choice.

1/18 BRUSHLESS DESERT TRUCK



RH1823
Brushless Electric Monster Truck



SPECS

Length: 260mm
Width: 195mm
Height: 136mm
Wheelbase: 168mm
Tyre: 64x41mm
Gear Ratio: 9.3:1

FEATURES

Ready to Run with 4WD Shaft Drive System
Unique Gearbox Design for Low CG
Light & High Impact Arms
Big Bored Shocks
Adjustable Wheelbase on Hubcarrier
Unique Steering System with Front Universal Joint Shafts
Reinforced Upper Plate to Stiff the Chassis Plate
Adjustable Grub screws in Susp.arms for Different Racing
Durable Metal Differential Gears



1/18 BRUSHED DESERT TRUCK

OCTANE



RH1822
Brushless Electric Monster Truck

4WD
READY TO RUN



SPECS

Length: 260mm
Width: 195mm
Height: 136mm
Wheelbase: 168mm
Tyre: 64x41mm
Gear Ratio: 7.95:1

FEATURES

- Ready to Run with 4WD Shaft Drive System
- Unique Gearbox Design for Low CG
- Light & High Impact Arms
- Big Bored Shocks
- Adjustable Wheelbase on Hubcarrier
- Unique Steering System with Front Universal Joint Shafts
- Reinforced Upper Plate to Stiff the Chassis Plate
- Adjustable Grub screws in Susp. arms for Different Racing
- 2.4G 3-in-1 ESC Combo System
- Durable Metal Differential Gears



1/18 BRUSHLESS BAJA

DART BT



RH1821
Brushless Electric Baja

4WD
READY TO RUN



SPECS

Length: 260mm
Width: 195mm
Height: 105mm
Wheelbase: 168mm
Tyre: 64x41mm
Gear Ratio: 9.3:1

FEATURES

- Ready to Run with 4WD Shaft Drive System
- Unique Gearbox Design for Low CG
- Light & High Impact Arms
- Big Bored Shocks
- Adjustable Wheelbase on Hubcarrier
- Unique Steering System with Front Universal Joint Shafts
- Reinforced Upper Plate to Stiff the Chassis Plate
- Adjustable Grub screws in Susp. arms for Different Racing
- Durable Metal Differential Gears



DART BT



RTR
READY TO RUN

4WD
READY TO RUN

RH1820
Brushed Electric Baja



Charger 1pc

7.2V 1100mAh Ni-MH Battery

370 Motor

Front CVD

Metal Diff. System

SPECS

Length: 260mm
Width: 195mm
Height: 105mm
Wheelbase: 168mm
Tyre: ϕ 64x41mm
Gear Ratio: 7.95:1

FEATURES

Ready to Run with 4WD Shaft Drive System
Unique Gearbox Design for Low CG
Light & High Impact Arms
Big Bored Shocks
Adjustable Wheelbase on Hubcarrier
Unique Steering System with Front Universal Joint Shafts
Reinforced Upper Plate to Stiff the Chassis Plate
Adjustable Grub screws in Susp.arms for Different Racing
2.4G 3-in-1 ESC Combo System
Durable Metal Differential Gears



370 Motor

2.4G 3-in-1 ESC Combo

Big Bored Shocks

Unique Gearbox
Design for Low CG

7.2V 1100mAh Ni-MH Battery

Unique Steering
System with Front
Universal Joint Shafts



R0142

R0146

R0142BL

R0142G

DART XB



RTR
READY TO RUN

4WD
READY TO RUN

RH1819
Brushless Electric Buggy



Mini

Charger 1pc

7.4V 1300mAh Lipo Battery

4500KV Motor

Front CVD

Metal Diff. System

SPECS

Length: 250mm
Width: 190mm
Height: 96mm
Wheelbase: 168mm
Tyre: 59x31mm
Gear Ratio: 9.3:1

FEATURES

Ready to Run with 4WD Shaft Drive System
Unique Gearbox Design for Low CG
Light & High Impact Arms
Big Bored Shocks
Adjustable Wheelbase on Hubcarrier
Unique Steering System with Front Universal Joint Shafts
Reinforced Upper Plate to Stiff the Chassis Plate
Adjustable Grub screws in Susp.arms for Different Racing
Durable Metal Differential Gears



4500KV Motor

High Torque Mini Servo
25A ESC

Big Bored Shocks

Unique Gearbox
Design for Low CG

7.4V 1300mAh Lipo Battery

Unique Steering
System with Front
Universal Joint Shafts



R0145

R0133

1/18 BRUSHED BUGGY

DART XJB



4WD
READY TO RUN

RH1818
Brushed Electric Buggy



SPECS

Length: 250mm
Width: 190mm
Height: 96mm
Wheelbase: 168mm
Tyre: 59x31mm
Gear Ratio: 7.95:1



FEATURES

- Ready to Run with 4WD Shaft Drive System
- Unique Gearbox Design for Low CG
- Light & High Impact Arms
- Big Bored Shocks
- Adjustable Wheelbase on Hubcarrier
- Unique Steering System with Front Universal Joint Shafts
- Reinforced Upper Plate to Stiff the Chassis Plate
- Adjustable Grub screws in Susp.arms for Different Racing
- 2.4G 3-in-1 ESC Combo System
- Durable Metal Differential Gears



1/18 BRUSHLESS STADIUM TRUCK

DART ST



4WD
READY TO RUN

RH1817
Brushless Electric Stadium Truck



SPECS

Length: 250mm
Width: 190mm
Height: 97mm
Wheelbase: 168mm
Tyre: 59x31mm
Gear Ratio: 9.3:1

FEATURES

- Ready to Run with 4WD Shaft Drive System
- Unique Gearbox Design for Low CG
- Light & High Impact Arms
- Big Bored Shocks
- Adjustable Wheelbase on Hubcarrier
- Unique Steering System with Front Universal Joint Shafts
- Reinforced Upper Plate to Stiff the Chassis Plate
- Adjustable Grub screws in Susp.arms for Different Racing
- Durable Metal Differential Gears



1/18 BRUSHED STADIUM TRUCK

DART ST



4WD
READY TO RUN

RH1816

Brushed Electric Stadium Truck



SPECS

Length: 250mm
Width: 190mm
Height: 97mm
Wheelbase: 168mm
Tyre: 59x31mm
Gear Ratio: 7.95:1

FEATURES

Ready to Run with 4WD Shaft Drive System
Unique Gearbox Design for Low CG
Light & High Impact Arms
Big Bored Shocks
Adjustable Wheelbase on Hubcarrier
Unique Steering System with Front Universal Joint Shafts
Reinforced Upper Plate to Stiff the Chassis Plate
Adjustable Grub screws in Susp. arms for Different Racing
2.4G 3-in-1 ESC Combo System
Durable Metal Differential Gears



1/18 BRUSHLESS MONSTER TRUCK

DART MT



4WD
READY TO RUN

RH1812

Brushless Electric Monster Truck



SPECS

Length: 260mm
Width: 195mm
Height: 97mm
Wheelbase: 168mm
Tyre: 64x41mm
Gear Ratio: 9.3:1

FEATURES

Ready to Run with 4WD Shaft Drive System
Unique Gearbox Design for Low CG
Light & High Impact Arms
Big Bored Shocks
Adjustable Wheelbase on Hubcarrier
Unique Steering System with Front Universal Joint Shafts
Reinforced Upper Plate to Stiff the Chassis Plate
Adjustable Grub screws in Susp. arms for Different Racing
Durable Metal Differential Gears





DART.MT



RH1811
Brushed Electric Monster Truck

4WD
READY TO RUN



SPECS

Length: 260mm
Width: 195mm
Height: 97mm
Wheelbase: 168mm
Tyre: 64x41mm
Gear Ratio: 7.95:1

FEATURES

- Ready to Run with 4WD Shaft Drive System
- Unique Gearbox Design for Low CG
- Light & High Impact Arms
- Big Bored Shocks
- Adjustable Wheelbase on Hubcarrier
- Unique Steering System with Front Universal Joint Shafts
- Reinforced Upper Plate to Stiff the Chassis Plate
- Adjustable Grub screws in Susp. arms for Different Racing
- 2.4G 3-in-1 ESC Combo System
- Durable Metal Differential Gears



XR16 EBL



RH1612
Brushless Rally

4WD
READY TO RUN



SPECS

Length: 365mm
Width: 195mm
Height: 125mm
Wheelbase: 200mm
Tyre: 67x26mm
Gear Ratio: 9.3:1
ESC: 25A Brushless

FEATURES

- Ready to Run with 4WD Shaft Drive System
- Unique Gearbox Design for Low CG
- Light & High Impact Arms
- Big Bored Shocks
- Adjustable Wheelbase on Hubcarrier
- Unique Steering System with Front Universal Joint Shafts
- Alum Chassis Plate Upper Plate & Shock Towers
- Adjustable Grub screws in Susp. arms for Different Racing
- Durable Metal Differential Gears



XR16 EBD



4WD
READY TO RUN

RH1611
BRUSHED RALLY



SPECS

Length: 365mm
Width: 195mm
Height: 125mm
Wheelbase: 200mm
Tyre: $\phi 67 \times 26$ mm
Gear Ratio: 7.95:1

FEATURES

Ready to Run with 4WD Shaft Drive System
Unique Gearbox Design for Low CG
Light & High Impact Arms
Big Bored Shocks
Adjustable Wheelbase on Hubcarrier
Unique Steering System with Front Universal Joint Shafts
Alum Chassis Plate Upper Plate & Shock Towers
Adjustable Grub screws in Susp. arms for Different Racing
2.4G 3-in-1 ESC Combo System
Durable Metal Differential Gears



BLADE SS / TS



RH1001 SS
Nitro Truck (SINGLE SPEED)
RH1002 TS
Nitro Truck (TWO SPEED)

4WD
READY TO RUN



Powerful .18 Pull Start Engine with Slide Carburetor

Sealed RX/Battery Case

Durable Tuned Pipe



Big Bored Shocks

Unique Steering System with Front Universal Joint Shafts



SPECS

Length: 415mm
Width: 328mm
Height: 156mm
Wheelbase: 290/295mm
Tyres: $\phi 120 \times 60$ mm
Engine: .18 engine
Single Speed Gear Ratio: 10.4:1

FEATURES

Single Speed System
Unique Gearbox Design for Low CG
Light & High Impact Arms
Big Bored Shocks
Adjustable Wheelbase on Hubcarrier
Unique Steering System with Front Universal Joint Shafts
High Impact Front/Rear Shock Towers
High Quality Alum Parts
Large Capacity Fuel Tank
Nice Structure for Easy Service & Upgrade
Adjustable Grub screws in Susp. arms for Different Racing Field
Powerful .18 nitro engine with slide carburetor

1/10 NITRO MONSTER TRUCK

Mega BLADE SS/TS



4WD
READY TO RUN

RH1001M SS(N1)
Mega Blade(SINGLE SPEED)
RH1002M TS(N2)
MEGA BLADE(TWO SPEED)



Single Speed(N1)

Two Speed(N2)

SPECS

Length: 420mm
Width: 330mm
Height: 162mm
Wheelbase: 290/295mm
Tyres: \varnothing 130*65mm
Engine: .18 engine
Single Speed Gear Ratio: 6.9:1(H)
10.4:1(L)

FEATURES

- Single Speed System
- Unique Gearbox Design for Low CG
- Light & High Impact Arms
- Big Bored Shocks
- Adjustable Wheelbase on Hubcarrier
- Unique Steering System with Front Universal Joint Shafts
- High Impact Front/Rear Shock Towers
- High Quality Alum Parts
- Large Capacity Fuel Tank
- Nice Structure for Easy Service & Upgrade
- Adjustable Grub screws in Susp. arms for Different Racing Field
- Powerful .18 nitro engine with slide carburetor
- Mega truck tyre 130*65mm



1/10 ELECTRIC TRUCK

SWORD



4WD
READY TO RUN

RH1011
Brushed Electric Truck



Front Universal Joint Shafts

Slipper System

Diff Gearbox Set

Wall charger

High Torque 550 Size Motor

7.2V 1800mAh Ni-MH Battery

SPECS

Length: 415mm
Width: 328mm
Height: 156mm
Wheelbase: 290/295mm
Tyres: \varnothing 120x60mm
Gear Ratio: 11.2:1

FEATURES

- Ready to Run with 4WD Shaft Drive and Slipper System
- Unique Gearbox Design for Low CG
- Light & High Impact Arms
- Big Bored Shocks
- Adjustable Wheelbase on Hubcarrier
- Unique Steering System with Front Universal Joint Shafts
- Reinforced Upper Plate to Stiff the Chassis Plate
- Slipper System on Spur Gear Avoiding Damage
- Nice Structure for Easy Service & Upgrade
- Adjustable Grub screws in Susp. arms for Different Racing Field
- High Quality RC System Offering Lots of Fun of Racing



BLX10



RH1013
Brushless Electric Truck

4WD
READY TO RUN



SPECS

Length: 415mm
Width: 328mm
Height: 156mm
Wheelbase: 290/295mm
Tyres: ϕ 120x60mm
Gear Ratio: 11.2:1

FEATURES

Ready to Run with 4WD Shaft Drive and Slipper System
Unique Gearbox Design for Low CG
Light & High Impact Arms
Big Bored Shocks
Adjustable Wheelbase on Hubcarrier
Unique Steering System with Front Universal Joint Shafts
Reinforced Upper Plate to Stiff the Chassis Plate
Slipper System on Spur Gear Avoiding Damage
Nice Structure for Easy Service & Upgrade
Adjustable Grub screws in Susp. arms for Different Racing Field
High Quality RC System Offering Lots of Fun of Racing



Mega BLX10



RH1011M(BRUSHED)
MEGA BLX10 EBD

4WD
READY TO RUN



SPECS

Length: 420mm
Width: 330mm
Height: 162mm
Wheelbase: 290/295mm
Tyre: ϕ 130*65mm

FEATURES

Ready to Run with 4WD Shaft Drive and Slipper System
Unique Gearbox Design for Low CG
Light & High Impact Arms
Big Bored Shocks
Adjustable Wheelbase on Hubcarrier
Unique Steering System with Front Universal Joint Shafts
Reinforced Upper Plate to Stiff the Chassis Plate
Slipper System on Spur Gear Avoiding Damage
Nice Structure for Easy Service & Upgrade
Adjustable Grub screws in Susp. arms for Different Racing Field
High Quality RC System Offering Lots of Fun of Racing



1/10 ELECTRIC MONSTER TRUCK

Mega
BLX10



RH1013M
BRUSHLESS ELECTRIC MEGA TRUCK

4WD
READY TO RUN



SPECS

Length: 420mm
Width: 330mm
Height: 162mm
Wheelbase: 290/295mm
Tyres: ϕ 130x65mm
Gear Ratio: 11.2:1

FEATURES

Ready to Run with 4WD Shaft Drive and Slipper System
Unique Gearbox Design for Low CG
Light & High Impact Arms
Big Bored Shocks
Adjustable Wheelbase on Hubcarrier
Unique Steering System with Front Universal Joint Shafts
Reinforced Upper Plate to Stiff the Chassis Plate
Slipper System on Spur Gear Avoiding Damage
Nice Structure for Easy Service & Upgrade
Adjustable Grub screws in Susp. arms for Different Racing Field
High Quality RC System Offering Lots of Fun of Racing



1/10 BRUSHLESS PRO LIMITED EDITION TRUCK

BLX10 LE



60+
mph

RH1013PR

4WD
READY TO RUN



60A Brushless ESC

Carbon Fibre



SPECS

Length: 415mm
Width: 328mm
Height: 156mm
Wheelbase: 290/295mm
Tyres: ϕ 120x60mm
Gear Ratio: 11.2:1

FEATURES

Ready to Run with 4WD Shaft Drive and Slipper System
Unique Gearbox Design for Low CG
Light & High Impact Arms
Big Bored Shocks
Adjustable Wheelbase on Hubcarrier
Unique Steering System with Front Universal Joint Shafts
Reinforced Upper Plate to Stiff the Chassis Plate
Slipper System on Spur Gear Avoiding Damage
Nice Structure for Easy Service & Upgrade
Adjustable Grub screws in Susp. arms for Different Racing Field
High Quality RC System Offering Lots of Fun of Racing



1/10 NITRO BUGGY

SPIRIT N1 N2



RH1006 N1
Single Speed Nitro Buggy
RH1007 N2
Two Speed Nitro Buggy

4WD
READY TO RUN



SPECS

Length: 415mm
Width: 255mm
Height: 142mm
Wheelbase: 275/280mm
Tyre: $\phi 88 \times 34$ mm(front) $\phi 88 \times 39$ mm(rear)
Gear Ratio: 6.1:1(H) 9.1:1(L)

Powerful .18 Pull Start Engine with Slide Carburettor

Durable Tuned Pipe

80cc Fuel Tank

Unique Steering System with Front Universal Joint Shafts

Sealed RX/Battery Case
Throttle Servo

Big Bored Shocks

FEATURES

- Unique Gearbox Design for Low CG
- Light & High Impact Arms
- Big Bored Shocks
- Adjustable Wheelbase on Hubcarrier
- Unique Steering System with Front Universal Joint Shafts
- High Impact Front/Rear Shock Towers
- High Quality Alum Parts
- Large Capacity Fuel Tank
- Nice Structure for Easy Service & Upgrade
- Adjustable Grub screws in Susp. arms for Different Racing Field
- Powerful .18 nitro engine with slide carburettor
- Front & Rear Sway Bar for Option



1/10 ELECTRIC BUGGY

SPIRIT EBL



RH1017
Brushless Electric Buggy

4WD
READY TO RUN



SPECS

Length: 415mm
Width: 255mm
Height: 142mm
Wheelbase: 275/280mm
Tyre: $\phi 88 \times 34$ mm(front) $\phi 88 \times 39$ mm(rear)
Gear Ratio: 8.3:1



FEATURES

- Ready to Run with 4WD Shaft Drive and Slipper System
- Unique Gearbox Design for Low CG
- Light & High Impact Arms
- Big Bored Shocks
- Adjustable Wheelbase on Hubcarrier
- Unique Steering System with Front Universal Joint Shafts
- Reinforced Upper Plate to Stiff the Chassis Plate
- Slipper System on Spur Gear Avoiding Damage
- Narrow chassis design with 2-piece design for easy upgrade
- Adjustable Grub screws in Susp. arms for Different Racing Field
- Front & Rear Sway Bar for Option



SPIRIT EBD



RH 1016
Brushed Electric Buggy

4WD
READY TO RUN



SPECS

Length: 415mm
Width: 255mm
Height: 142mm
Wheelbase: 275/280mm
Tyre: $\phi 88 \times 34$ mm (front) $\phi 88 \times 39$ mm (rear)
Gear Ratio: 8.3:1

FEATURES

- Ready to Run with 4WD Shaft Drive and Slipper System
- Unique Gearbox Design for Low CG
- Light & High Impact Arms
- Big Bored Shocks
- Adjustable Wheelbase on Hubcarrier
- Unique Steering System with Front Universal Joint Shafts
- Reinforced Upper Plate to Stiff the Chassis Plate
- Slipper System on Spur Gear Avoiding Damage
- Narrow chassis design with 2-piece design for easy upgrade
- Adjustable Grub screws in Susp. arms for Different Racing
- Front & Rear Sway Bar for Option



High Torque 550 Size Motor

Qualified 400AESC

Unique Steering System with Front Universal Joint Shafts

Unique Gearbox Design for Low CG

7.2V 1800mAh Ni-MH Battery

Big Bored Shocks



DTS N1 / N2



Rh1008 N1
NITRO SC TRUCK
Rh1009 N2
NITRO SC TRUCK

4WD
READY TO RUN



Powerful .18 Pull Start Engine with Slide Carburetor

Durable Tuned Pipe



Sealed RX/Battery Case

Throttle Servo

80cc Fuel Tank

Unique Steering System with Front Universal Joint Shafts

Big Bored Shocks

SPECS

Length: 530mm
Width: 290mm
Height: 180mm
Wheelbase: 325mm
Tyre: $\phi 110 \times 42$ mm
Gear Ratio: 9.1:1

FEATURES

- Single Speed System
- Unique Gearbox Design for Low CG
- Light & High Impact Arms
- Big Bored Shocks
- Adjustable Wheelbase on Hubcarrier
- Unique Steering System with Front Universal Joint Shafts
- High Impact Front/Rear Shock Towers
- High Quality Alum Parts
- Water proof RX/Battery case
- Large Capacity Fuel Tank
- Nice Structure for Easy Service & Upgrade
- Adjustable Grub screws in Susp. arms for Different Racing Field
- Powerful .18 nitro engine with slide carburetor
- Front & rear sway bar system for option





DT5 EBL



RH1019
Brushless Short Course Truck

4WD
READY TO RUN



SPECS

Length: 530mm
Width: 290mm
Height: 180mm
Wheelbase: 325mm
Tyre: $\phi 110 \times 42$ mm
Gear Ratio: 8.3:1

FEATURES

Ready to Run with 4WD Shaft Drive and Slipper System
Unique Gearbox Design for Low CG
Light & High Impact Arms
Big Bored Shocks
Adjustable Wheelbase on Hubcarrier
Unique Steering System with Front Universal Joint Shafts
Alum. Chassis & Upper plate
Slipper System on Spur Gear Avoiding Damage
Narrow chassis design with 2-piece design for easy upgrade
Adjustable Grub screws in Susp. arms for Different Racing Field
High Quality RC System Offering Lots of Fun of Racing
Front & rear sway bar system for option



DT5 EBD



RH1018
Brushed Short Course Truck

4WD
READY TO RUN



SPECS

Length: 530mm
Width: 290mm
Height: 180mm
Wheelbase: 325mm
Tyre: $\phi 110 \times 42$ mm
Gear Ratio: 8.3:1

FEATURES

Ready to Run with 4WD Shaft Drive and Slipper System
Unique Gearbox Design for Low CG
Light & High Impact Arms
Big Bored Shocks
Adjustable Wheelbase on Hubcarrier
Unique Steering System with Front Universal Joint Shafts
Alum. Chassis & Upper plate
Slipper System on Spur Gear Avoiding Damage
Narrow chassis design with 2-piece design for easy upgrade
Adjustable Grub screws in Susp. arms for Different Racing Field
High Quality RC System Offering Lots of Fun of Racing
Front & rear sway bar system for option



1/10 ELECTRIC CARS

1/10 NITRO CARS



RH1039 (Brushed)
RATTLESNAKE EBD
RH1040 (Brushless)
RATTLESNAKE EBL

RH1035 (Brushed)
COYOTE EBD
RH1036 (Brushless)
COYOTE EBL



4WD
READY TO RUN



Front Universal Joint Shafts Slipper System Diff Gearbox Set

EBD

EBL



Wall charger High Torque 550 Size Motor 7.2V 1800mAh Ni-MH Battery V3 balanced Charger 3650 Size 3000kv Motor 7.4V 3250mAh Lipo Battery

SPECS

Length : 530mm
Width : 290mm
Height : 180mm
Wheelbase : 325mm
Tyre : $\phi 110 \times 42$ mm
Gear Ratio : 8.3:1

Unique Steering System with Front Universal Joint Shafts



Big Bored Shocks

Unique Gearbox Design for Low CG

FEATURES

- Ready to Run with 4WD Shaft Drive and Slipper System
- Unique Gearbox Design for Low CG
- Light & High Impact Arms
- Front & rear nylon bumper
- Big Bored Shocks
- Adjustable Wheelbase on Hubcarrier
- Unique Steering System with Front Universal Joint Shafts
- Alum. Chassis & Upper Plate
- Slipper System on Spur Gear Avoiding Damage
- Narrow Chassis Design with 2-piece Design for Easy Upgrade
- Moulded Battery Case and Water-Proof Receiver Case
- Adjustable Grub screws in Susp. arms for Different Racing Field
- High Quality RC System Offering Lots of Fun of Racing



RH1041 (Single speed)
RATTLESNAKE N1
RH1042 (2 speed)
RATTLESNAKE N2

RH1037 (Single speed)
COYOTE N1
RH1038 (2 speed)
COYOTE N2



4WD
READY TO RUN



Single Speed (N1) Two Speed (N2) Diff Gearbox Set Front Universal Joint Shafts 3-piece design clutch shoes



Durable Tuned Pipe

Unique Steering System with Front Universal Joint Shafts

Big Bored Shocks

Sealed RX/Battery Case

Throttle Servo

80cc Fuel Tank

SPECS

Length : 530mm
Width : 290mm
Height : 180mm
Wheelbase : 325mm
Tyre : $\phi 110 \times 42$ mm
Engine: GO.18 pull start, slide carb.
Fuel Tank: 80cc
Clutch Shoes: 3-piece design
Radio: 2.4GHz 2CH Pistol

FEATURES

- Unique Gearbox Design for Low CG
- Light & High Impact Arms
- Big Bored Shocks
- Adjustable Wheelbase on Hubcarrier
- Unique Steering System with Front Universal Joint Shafts
- High Impact Front/Rear Shock Towers
- High Quality Alum Parts
- Water proof RX/Battery case
- Large Capacity Fuel Tank
- Nice Structure for Easy Service & Upgrade
- Adjustable Grub screws in Susp. arms for Different Racing Field
- Powerful .18 nitro engine with slide carburetor
- Front & rear sway bar system for option



Mega Sword-J (Jeepversion)



RH1013M-Jeep (Brushless)
Mega Sword EBL

4WD
READY TO RUN




SPECS

Length: 420MM
Width: 330MM
Height: 162 MM
Wheelbase: 290/295 MM
Gear ratio: 12.8: 1
Tire Size: $\Phi 130 \times 65$ MM
ESC: Powerful 45A ESC w/
Cooling Fan(7.4V-11.1V Lipo)
Motor: 3650 size 3000KV
Battery: 7.4V 3250mAh Lipo
Charger: V3 balanced

FEATURES

Ready to Run with 4WD Shaft Drive and Slipper System
Unique Gearbox Design for Low CG
Light & High Impact Arms
Big Bored Shocks
Adjustable Wheelbase on Hubcarrier
Unique Steering System with Front Universal Joint Shafts
Reinforced Upper Plate to Stiff the Chassis Plate
Slipper System on Spur Gear Avoiding Damage
Nice Structure for Easy Service & Upgrade
Adjustable Grub screws in Susp. arms for Different Racing Field
High Quality RC System Offering Lots of Fun of Racing

Big Bored Shocks



Unique Gearbox
Design for low CG



Mega Sword-J (Jeepversion)



RH1001M-Jeep(N1)
Mega Sword (SINGLE SPEED)

4WD
READY TO RUN



Single Speed(N1)

Powerful .18 Pull Start Engine
with Slide Carburetor

SPECS

Length: 420mm
Width: 330mm
Height: 162mm
Wheelbase: 290/295mm
Single Speed Gear Ratio: 10.4:1
Tyres: $\phi 130 \times 65$ mm
Engine: .18 engine

FEATURES

Single Speed System
Unique Gearbox Design for Low CG
Light & High Impact Arms
Big Bored Shocks
Adjustable Wheelbase on Hubcarrier
Unique Steering System with Front Universal Joint Shafts
High Impact Front/Rear Shock Towers
High Quality Alum Parts
Large Capacity Fuel Tank
Nice Structure for Easy Service & Upgrade
Adjustable Grub screws in Susp. arms for Different Racing Field
Powerful .18 nitro engine with slide carburetor
Mega truck tyre 130*65mm



Big Bored Shocks Durable Tuned Pipe

Unique Steering
System with Front
Universal Joint Shafts



1/10 ELECTRIC TRUGGY

SWORD XXX



RH901 (BRUSHED)
Sword XXX EBD
RH902 (BRUSHLESS)
Sword XXX EBL

4WD
READY TO RUN

EBD



Front Universal Joint Shafts Slipper System Diff Gearbox Set



Wall charger High Torque 550 Size Motor 7.2V 1800mAh Ni-MH Battery V3 balanced Charger 3650 Size 2700kv Motor 7.4V 3250mAh Lipo Battery

SPECS

Length : 496mm
Width : 340mm
Height : 180mm
Wheelbase : 325mm
Tyre : ϕ 130*65mm

FEATURES

Ready to Run with 4WD Shaft Drive and Slipper System
Unique Gearbox Design for Low CG
Light & High Impact Arms
High impact nylon rear wing
Big Bored Shocks
Adjustable Wheelbase on Hubcarrier
Unique Steering System with Front Universal Joint Shafts
Alum. Chassis & Upper Plate
Slipper System on Spur Gear Avoiding Damage
Narrow Chassis Design with 2-piece Design for Easy Upgrade
Moulded Battery Case and Water-Proof Receiver Case
Adjustable Grub screws in Susp. arms for Different Racing Field
High Quality RC System Offering Lots of Fun of Racing

45A Brushless ESC

Unique Gearbox Design for Low CG

Big Bored Shocks

Unique Steering System with Front Universal Joint Shafts



R0202 R0203 R0208 R0209

1/10 NITRO TRUGGY

SWORD XXX



RH903 (SINGLE SPEED)
Sword XXX N1
RH905 (2 SPEED)
Sword XXX N2

4WD
READY TO RUN



Single Speed (N1) Two Speed (N2) Diff Gearbox Set Front Universal Joint Shafts 3-piece design clutch shoes

SPECS

Length : 496mm
Width : 340mm
Height : 180mm
Wheelbase : 325mm
Tyre : ϕ 130*65mm
Engine: GO.18 pull start, slide carb.
Fuel Tank: 80cc
Clutch Shoes: 3-piece design
Radio: 2.4GHz 2CH Pistol

FEATURES



Powerful .18 Pull Start Engine with Slide Carburetor

Sealed RX/Battery Case

Throttle Servo

Durable Tuned Pipe

80cc Fuel Tank

Big Bored Shocks

Unique Steering System with Front Universal Joint Shafts

Unique Gearbox Design for Low CG
Light & High Impact Arms
Big Bored Shocks
Adjustable Wheelbase on Hubcarrier
Unique Steering System with Front Universal Joint Shafts
High Impact Front/Rear Shock Towers
High Quality Alum Parts
Water proof RX/Battery case
Large Capacity Fuel Tank
Nice Structure for Easy Service & Upgrade
Adjustable Grub screws in Susp. arms for Different Racing Field
Powerful .18 nitro engine with slide carburetor
Front & rear sway bar system for option



R0202 R0203 R0208 R0209

Bulldog EBD Bulldog EBL



4WD
READY TO RUN

RH1023
Brushed Electric Truggy
RH1024
Brushless Electric Truggy

RTR
READY TO RUN



SPECS

Length: 415mm
Width: 255mm
Height: 130mm
Wheelbase: 275/280mm
Tyre: $\phi 95 \times 40$ mm
Gear Ratio: 8.3:1

FEATURES


- Ready to Run with 4WD Shaft Drive and Slipper System
- Unique Gearbox Design for Low CG
- Light & High Impact Arms
- Big Bored Shocks
- Adjustable Wheelbase on Hubcarrier
- Unique Steering System with Front Universal Joint Shafts
- Alum. Chassis & Upper plate
- Slipper System on Spur Gear Avoiding Damage
- Narrow chassis design with 2-piece design for easy upgrade
- Adjustable Grub screws in Susp. arms for Different Racing Field
- High Quality RC System Offering Lots of Fun of Racing
- Front & rear sway bar system for option



BRUSHED



BRUSHLESS



7.4V 3250mAh Lipo Battery
Big Bored Shocks
Unique Steering System with Front Universal Joint Shafts
45A Brushless ESC



BULLDOG N1 / N2



RTR
READY TO RUN

RH1021 N1
Single Speed Nitro Truggy
RH1022 N2
Two Speed Nitro Truggy

4WD
READY TO RUN



Two Speed (N2)

Single Speed (N1)

Diff Gearbox Set
Front Universal Joint Shafts
3-piece design clutch shoes

Powerful .18 Pull Start Engine with Slide Carburetor

Durable Tuned Pipe

Big Bored Shocks

Unique Steering System with Front Universal Joint Shafts

Sealed RX/Battery Case

Throttle Servo

80cc Fuel Tank

Nice Structure for Easy Service & Upgrade
Adjustable Grub screws in Susp. arms for Different Racing Field
Powerful .18 nitro engine with slide carburetor
Front & rear sway bar system for option

SPECS

Length: 415mm
Width: 255mm
Height: 130mm
Wheelbase: 275/280mm
Tyre: $\phi 95 \times 40$ mm
Gear Ratio: 9.1:1

FEATURES

- Single Speed System
- Unique Gearbox Design for Low CG
- Light & High Impact Arms
- Big Bored Shocks
- Adjustable Wheelbase on Hubcarrier
- Unique Steering System with Front Universal Joint Shafts
- High Impact Front/Rear Shock Towers
- High Quality Alum Parts
- Water proof RX/Battery case
- Large Capacity Fuel Tank



X-RANGER EBD



4WD
READY TO RUN

RH1025 Brushed Electric Touring Car
RH1025D DRIFT VERSION



SPECS

Length: 364mm
Width: 190mm
Height: 130mm
Wheelbase: 258/261mm
Tyre: ϕ 65x26mm
Gear Ratio: 6.5:1
Weight: 1700g

FEATURES

Alum motor mount
Slipper system
Front/rear sway bar (For Option)
Low CG gearbox design
Metal diff. gear design
Adjustable Ground Clearance
Big Bored Oil Filled Shocks
Front Universal Joint Shafts



RH1025DL



X-RANGER EBL



4WD
READY TO RUN

RH1026 Brushless Electric Touring Car




SPECS

Length: 364mm
Width: 190mm
Height: 130mm
Wheelbase: 258/261mm
Tyre: ϕ 65x26mm
Gear Ratio: 6.5:1
Weight: 1700g

FEATURES

Alum motor mount
Slipper system
Front/rear sway bar (For Option)
Low CG gearbox design
Metal diff. gear design
Adjustable Ground Clearance
Big Bored Oil Filled Shocks
Front Universal Joint Shafts



SPIRIT LE



60+ mph

4WD READY TO RUN RH1017PR



7.4V 3250mAh Lipo Battery



3650 Size 3000kv Motor



Front Universal Joint Shafts



Slipper System



Diff Gearbox Set



V3 balanced Charger

SPECS

Length: 415mm
Width: 255mm
Height: 142mm
Wheelbase: 275/280mm
Tyre: ϕ 88x34mm(front) ϕ 88x39mm(rear)
Gear Ratio: 11.2:1

FEATURES

Ready to Run with 4WD Shaft Drive and Slipper System
Unique Gearbox Design for Low CG
Light & High Impact Arms
Big Bored Shocks
Adjustable Wheelbase on Hubcarrier
Unique Steering System with Front Universal Joint Shafts
Reinforced Upper Plate to Stiff the Chassis Plate
Slipper System on Spur Gear Avoiding Damage
Nice Structure for Easy Service & Upgrade
Adjustable Grub screws in Susp. arms for Different Racing Field
High Quality RC System Offering Lots of Fun of Racing



60A Brushless ESC

Carbon Fibre



Carbon Fibre

11.1V 3250mAh Lipo



R0072

R0073

R0074

MEGA BUGGY BUGGSTER EBL



RH1032

4WD READY TO RUN



7.4V 3250mAh Lipo Battery



3650 Size 3000kv Motor



Front Universal Joint Shafts



Slipper System



Diff Gearbox Set



V3 balanced Charger

Unique Steering System with Front Universal Joint Shafts



45A Brushless ESC
2.4GHz receiver

Unique Gearbox Design for Low CG
7.4V 3250mAh Lipo

Big Bored Shocks

SPECS

Length: 415mm
Width: 300mm
Height: 165mm
Wheelbase: 290/295mm
Tyres: ϕ 120x60mm
Gear Ratio: 11.2:1

FEATURES

Ready to Run with 4WD Shaft Drive and Slipper System
Unique Gearbox Design for Low CG
Light & High Impact Arms
Big Bored Shocks
Adjustable Wheelbase on Hubcarrier
Unique Steering System with Front Universal Joint Shafts
Reinforced Upper Plate to Stiff the Chassis Plate
Slipper System on Spur Gear Avoiding Damage
Nice Structure for Easy Service & Upgrade
Adjustable Grub screws in Susp. arms for Different Racing Field
High Quality RC System Offering Lots of Fun of Racing



R0072

R0073

R0074